



CBSE



CLASS 12TH

THE CENTRAL BOARD OF SECONDARY EDUCATION

PART – VIII

PHYSICS - I



PHYSICS - 1

1. **CHAPTER-1** **1**
➤ Electric Charges and Fields
2. **CHAPTER-2** **24**
➤ Electrostatic Potential and Capacitance
3. **CHAPTER-3** **82**
➤ Current Electricity
4. **CHAPTER-4** **120**
➤ Moving Charges and Magnetism
5. **CHAPTER-5** **157**
➤ Magnetism and Matter
6. **CHAPTER-6** **177**
➤ Electromagnetic Induction
7. **CHAPTER-7** **199**
➤ Alternating Current

Chapter 1

Electric Charges and Fields

Content

- ✓ Electric Charge
- ✓ Coulomb law
- ✓ Coulomb law (vector form)
- ✓ Principal of superposition
- ✓ Electric field
- ✓ Electric field intensity
- ✓ Electric field intensity due to a point charge
- ✓ Principal of superposition in electric field intensity
- ✓ Electric dipole moment
- ✓ Torque on an electric dipole in a uniform electric field
- ✓ Electric field intensity due to an electric dipole in axial position or Endon positive.
- ✓ Electric field intensity due to an electric dipole at equilateral position or perpendicular position
- ✓ EFI due to an electric dipole at any point
- ✓ Electric flux
- ✓ Gauss Theorem
- ✓ Deduction of Gauss theorem from coulomb law
- ✓ Deduction of coulomb law from Gauss theorem
- ✓ Electric field intensity due to line charge
- ✓ EFI due to a charge conducting shell
- ✓ EFI inside the conductor
- ✓ EFI due to a charged non conducting shell
- ✓ EFI due to a charged non conducting shell inside
- ✓ EFI due to a charge infinite large size sheet
- ✓ EFI due to the two charged thin sheet
- ✓ Important questions

Electric Charge

The excess and deficiency of electron at an atom in normal state is called electric charge.

It means “electric charge is produced due to the transferring of electrons”.

- If an atom have ‘n’ electron is excess then,

$$q = ne \quad \text{Negative charge}$$

- If an atom have ‘n’ electron in deficiency then,

$$q = ne \quad \text{positive charge}$$

Positive charge emits electric force of lines and charge absorbs these lines hence, they are approaching to each other it is called attraction.

Similarly, “like charge repel each other”.

$$q = ne$$

Where, ‘e’ called electronic charge. Its value is $1.6 \times 10^{-19}\text{C}$. It is also called basic charge or fundamental charge because there is no existence this charge. It is also called unit charge because it is whole multiple of any charge.

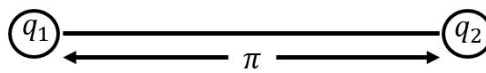
Unit of charge

1. Coloumb
2. Faraday
3. Franklene
4. e.s.u. (ectrostatic charge)
5. e.m.u (electromagnetic charge)

Coloumb law


The force of attraction and repulsion between the two point charges is directly proportional to the product of their magnitude and inversely proportional to the square of the distance between them direction along line joining them.

Suppose two point charges q_1 and q_2 are placed at a distance 'r' apart in a medium of dielectric constant 'k' then the force between them is given by,



Value of k

1. air = 1.008
2. water = 81
3. metal = ∞
4. vacuum = 1



$$\epsilon = \epsilon_0 K$$

$\epsilon_0 \rightarrow$ absolute perimittivity of medium

$$K = \frac{\epsilon}{\epsilon_0}$$

$\epsilon_r \rightarrow$ relative perimittivity

Coloumb law (vector form)

$\hat{r} =$ unit vector [Magnitude only]

$r = |\vec{r}| =$ mode of \vec{r} [directly only]

$$\vec{r} = \hat{r}|\vec{r}| = \hat{r}r$$

$$\hat{r} = \frac{r^2}{r}$$

$$\Rightarrow F = \frac{1}{4\pi\epsilon_0} \frac{q_1q_2}{r^2} \text{ [Scaler form]}$$

$$\Rightarrow F = \frac{1}{4\pi\epsilon_0} \cdot \frac{q_1 q_2}{r^2} \cdot \hat{r} \text{ [unit vector]}$$

$$\Rightarrow F = \frac{1}{4\pi\epsilon_0} \cdot \frac{q_1 q_2}{r^3} \vec{r} \text{ [Vector form]}$$

$\vec{F}_{12} \rightarrow$ force of 1 due to 2.

$\vec{F}_{21} \rightarrow$ Force of 2 due to 1.

$\vec{r}_{12} \rightarrow$ Direction from 1 to 2.

$\vec{r}_{21} \rightarrow$ Direction from '2' to 1.

$$\vec{F} = \frac{1}{4\pi\epsilon_0} \cdot \frac{q_1 q_2}{r^2} \cdot \hat{r}$$

$$\vec{F}_{12} = \frac{1}{4\pi\epsilon_0 K} \cdot \frac{q_1 q_2}{r_{21}} \vec{r}_{21}$$

$$F_{21} = \frac{1}{4\pi\epsilon_0 K} \cdot \frac{q_1 q_2}{r_{12}^3} \cdot \vec{r}_{12}$$

Position vector form

$$\vec{r}_{12} + \vec{r}_1 = \vec{r}_2$$

$$\vec{r}_{12} = \vec{r}_2 - \vec{r}_1$$

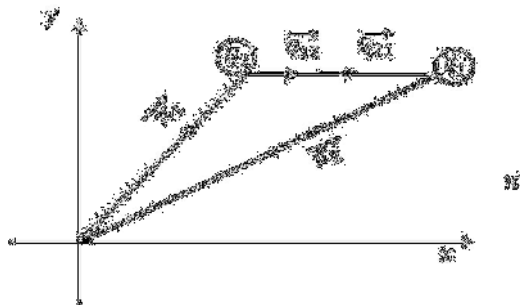
$$\vec{r}_2 = \vec{r}_{21} = \vec{r}_1$$

$$\vec{r}_{21} = \vec{r}_1 - \vec{r}_2$$

$$\vec{F}_{12} = \frac{1}{4\pi\epsilon_0} \cdot \frac{q_1 q_2}{r^3} \cdot \vec{r}_{21}$$

in vector form

$$\vec{r}_{21} = \vec{r}_1 - \vec{r}_2$$



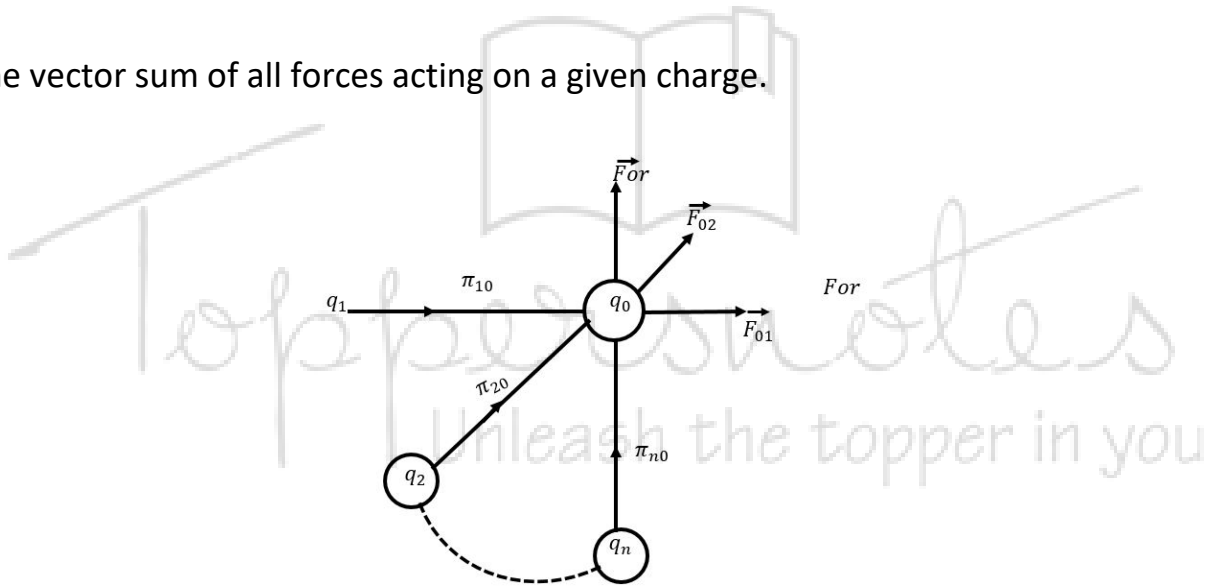
$$F_{12} = \frac{1}{4\pi\epsilon_0} \cdot \frac{q_1 q_2}{(\vec{r}_1 - \vec{r}_2)^3} (\vec{r}_1 - \vec{r}_2)$$

$$\vec{r}_{12} = \vec{r}_2 - \vec{r}_1$$

$$F_{21} = \frac{1}{4\pi\epsilon_0} \cdot \frac{q_1 q_2}{(\vec{r}_2 - \vec{r}_1)^3} (\vec{r}_2 - \vec{r}_1)$$

Principal of superposition

It is the vector sum of all forces acting on a given charge.



$$\Rightarrow \vec{F} = \vec{F}_{01} + \vec{F}_{02} + \dots + \vec{F}_{0n}$$

$$\Rightarrow \vec{F} = \frac{1}{4\pi\epsilon_0} \left[\frac{q_1 q_2 \vec{r}_{10}}{r_{10}^3} + \frac{q_2 q_0 \vec{r}_{20}}{r_{20}^3} + \dots + \frac{q_n q_0}{r_{n0}^3} \vec{r}_{n0} \right]$$

$$\Rightarrow \vec{F} = \frac{1}{4\pi\epsilon_0} \cdot q_0 \sum_{i=1}^{i=n} \frac{q_i}{r_{i0}^3} \cdot \vec{r}_{i0}$$

Law of conservation of electric charge

Charge cannot be created or destroyed because charge is produced due to transferring of electron.

Electric field

The space surrounding a charge in which any other test charge experience a force of attraction and repulsion is called electric field.

Electric field can be expressed in two terms

1. electric field intensity
2. electric potential

Test charge

It is always taken as the positive and small in magnitude.

Electric field intensity

The force acting per unit test charge at any point in electric field is called electric field intensity (E).

It is a vector quantity. If force charge is positive then its direction away from the charge and for negative charge its direction is toward the charge.

Suppose a test charge 'q₀' experience a force 'F' at a point in electric field, the electric field intensity is given by,

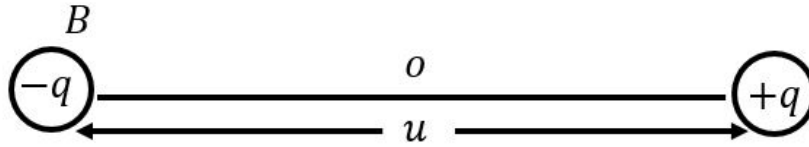
$$(\vec{E} = \frac{\vec{F}}{q_0} = \frac{\text{Newton}}{\text{Coulomb}} = \left[\frac{MLT^{-2}}{AT} \right] = [MLT^{-3}A])$$

If $q_0 \rightarrow 0$

$$\vec{E} = \lim_{q_0 \rightarrow 0} \frac{\vec{F}}{q_0}$$

Electric field intensity due to a point charge

Suppose a charge 'q' is placed at a point 'O' there is point 'P' at distance 'r' at which we have to determine electric field intensity. For this we kept a test charge 'q₀' at 'P' then the force between is given by,



$$\vec{F} = \frac{1}{4\pi\epsilon_0} \frac{qq_0}{r^2} \hat{r}$$

$$\vec{E} = \frac{\vec{F}}{q_0} = \frac{1}{4\pi\epsilon_0} \cdot \frac{q q_0}{r^2} \hat{r} / q_0$$

$$\vec{E} = \frac{1}{4\pi\epsilon_0} \frac{q\hat{r}}{r^2}$$

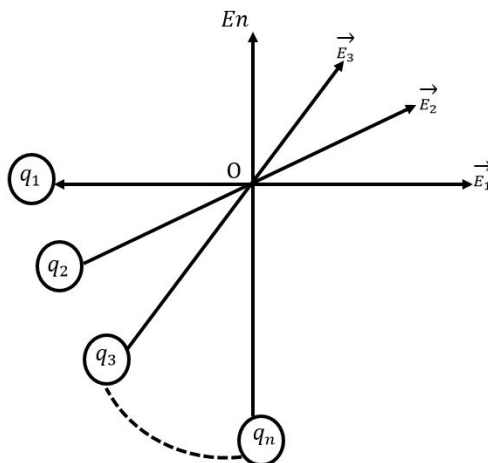
$$\vec{E} = \frac{1}{4\pi\epsilon_0} \cdot \frac{q\vec{r}}{r^3}$$

Principal of superposition in electric field intensity

$$\Rightarrow \vec{F} = \frac{1}{4\pi\epsilon_0} \cdot \frac{q_1}{r^2} \hat{r}$$

$$\Rightarrow \vec{E} = \vec{E}_1 + \vec{E}_2 + \dots \dots \dots \vec{E}_n$$

$$\Rightarrow \vec{E} = \frac{1}{4\pi\epsilon_0} \left[\frac{q_1\hat{r}_1}{r_1^2} + \frac{q_2\hat{r}_2}{r_2^2} + \dots \dots \dots + \frac{q_n}{r_n^2} \hat{r}_n \right]$$



Electric dipole

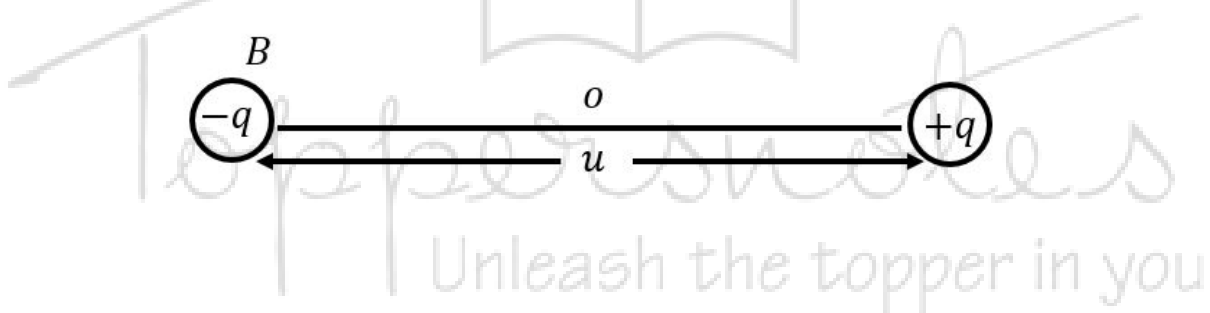
When two equal and opposite charge are displaced at very short distance is called electric dipole.

For eg. HCl, H₂O etc.

Electric dipole moment

The product of one charge and the distance between them is called electric dipole moment (P). It is vector quantity its direction from negative to positive.

Suppose an electric dipole consisting of charges (-q) and (+q) and having the distance (2l) between them electric dipole moment is given by,



$$\vec{P} = q \times 2l$$

$$\vec{P} = \text{coul.} \times \text{mt.}$$

$$\vec{P} = [ATL]$$

It is vector quantity


Its direction is from negative to positive

o → Point of reference.

Torque on an electric dipole in a uniform electric field

Suppose an electric dipole (AB) is placed in a uniform electric field (E) dipole makes an angle 'θ' with the direction of electric field.

Charge '+q' experiences a force 'qE' in the direction of electric field and negative charge experiences in the opposite direction of electric field these forces produced a torque on the dipole.



$$\tau = \text{force} \times \text{perpendicular distance}$$

$$\tau = qE \times 2l \sin\theta$$

$$\tau = q \times 2lE \sin\theta$$

$$\tau = PE \sin\theta$$

$$\vec{\tau} = \vec{P} \times \vec{E}$$

$$\vec{\tau} = PE \sin\theta \hat{n}$$

$$\text{Unit} \rightarrow \text{N} \times \text{m} \quad [\text{ML}^2\text{T}^{-2}]$$

If θ is 0° , τ is minimum

If θ is 90° , τ is maximum

Electric field intensity due to an electric dipole in axial position or Endon positive

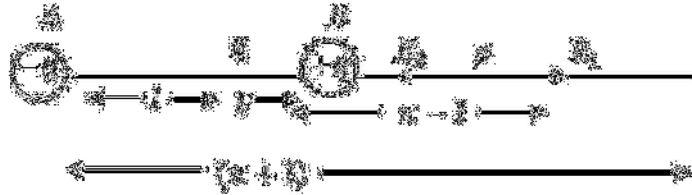
Suppose an electric dipole AB consisting of charges '-q' and '+q' having the distance 2l between them, there is a point 'P' at the axial position of the dipole at which we have to determine the EFi.

$$E.F.I \text{ due to positive } E_1 = \frac{1}{4\pi\epsilon_0} \frac{q}{(r-l)^2}$$

$$E.F.I \text{ due to negative } E_2 = \frac{1}{4\pi\epsilon_0} \cdot \frac{q}{(r+2)^2}$$

Net field intensity

$$E = E_1 - E_2$$



$$E = \frac{1}{4\pi\epsilon_0} q \left\{ \frac{1}{(r-l)^2} - \frac{1}{(r+l)^2} \right\}$$

$$E = \frac{1}{4\pi\epsilon_0} \cdot q \left\{ \frac{(r+l)^2 - (r-l)^2}{(r-l)^2 (r+l)^2} \right\}$$

$$E = \frac{1}{4\pi\epsilon_0} \cdot \frac{q \times 4rl}{(r^2 - l^2)^2}$$

$$E = \frac{1}{4\pi\epsilon_0} \cdot \frac{q \times 4rl}{(r^2 - l^2)^2}$$

$$E = \frac{1}{4\pi\epsilon_0} \cdot \frac{q \times 2l \cdot 2r}{(r^2 - l^2)^2}$$

$$r \gg \gg \gg l$$

$$r^2 \gg \gg \gg l$$

Which means $l \rightarrow 0$

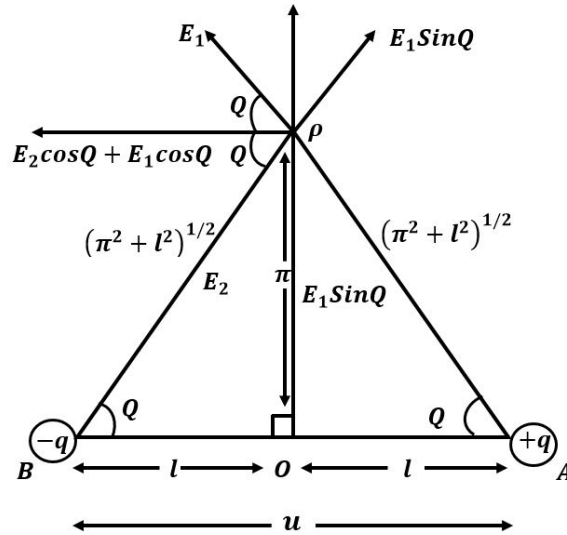
$$E = \frac{1}{4\pi\epsilon_0} \cdot \frac{p \times 2r}{r^3}$$

$$E = \frac{1}{4\pi\epsilon_0} \cdot \frac{2p}{r^3}$$

At axial position

The direction of resultant E.F. along the direction of electric dipole moment.

Electric field intensity due to an electric dipole at equilateral position or perpendicular position



$$|\vec{E}_1| = |\vec{E}_2| = \frac{1}{4\pi\epsilon_0} \cdot \frac{q}{(r^2 + l^2)}$$

Net E.F.I. Along axis

$$E_y = E_1 \sin\theta - E_2 \sin\theta$$

$$E_y = 0$$

Net E.F.I. along x - axis

$$E_x = E_1 \cos\theta + E_2 \cos\theta$$

$$E_1 = E_2$$

$$E_x = 2E \cos\theta$$

$$E_x = 2 \cdot \frac{1}{4\pi\epsilon_0} \cdot \frac{q}{(r^2 + l^2)} \cos\theta$$

In ΔOAP .

$$\cos\theta = \frac{l}{(r^2 + l^2)^{\frac{1}{2}}}$$

$$E_x = \frac{1}{4\pi\epsilon_0} \frac{2q}{(r^2 + l^2)} \cdot \frac{l}{(r^2 + l^2)^{\frac{1}{2}}}$$

$$E_x = \frac{1}{4\pi\epsilon_0} \cdot \frac{P}{r^3}$$

At equatorial position

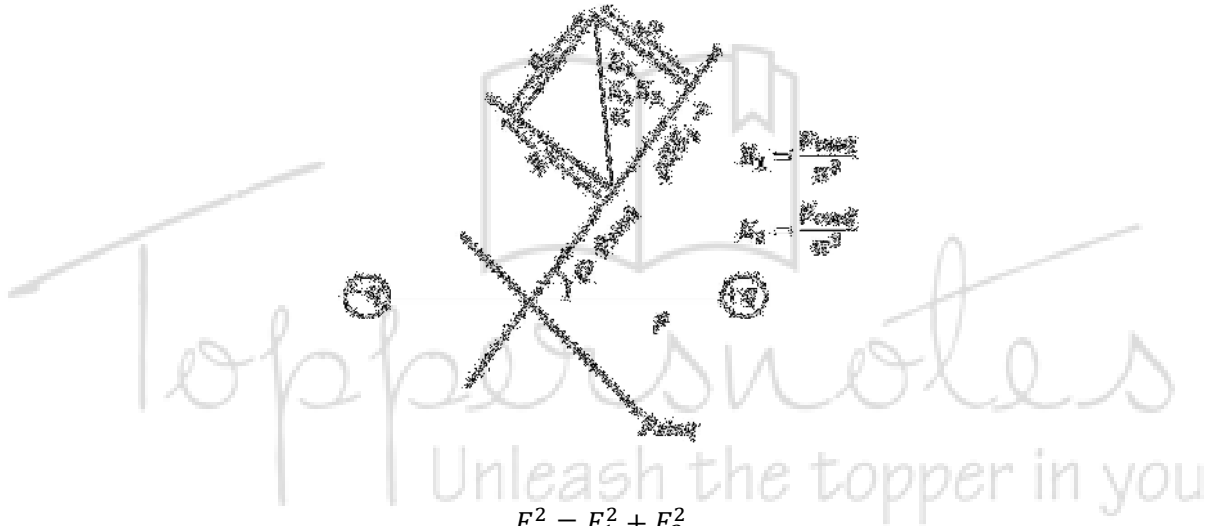
$$\vec{E} = \vec{E}_x + \vec{E}_y$$

$$\vec{E} = \frac{1}{4\pi\epsilon_0} \cdot \frac{P}{r^3}$$

$$\{\vec{E}_y = 0\}$$

The direction of resultant E.F. opposite to the direction of electric displacement.

EFI due to an electric dipole at any point



$$E^2 = E_1^2 + E_2^2$$

$$E^2 = \left(\frac{2qc\cos\theta}{r^3}\right)^2 + \left(\frac{P\sin\theta}{r^3}\right)^2$$

$$E^2 = \left(\frac{P}{r^3}\right)^2 \{4\cos^2\theta + \sin^2\theta\}$$

$$E^2 = \left(\frac{p}{r^3}\right)^2 \{3\cos^2\theta + \cos^2\theta + \sin^2\theta\}$$

$$E^2 = \left(\frac{p}{r}\right)^2 \{3\cos^2\theta + 1\}$$

$$E = \frac{p}{r^3} (3\cos^2\theta + 1)^{1/2}$$

In Cgs System ;

$$\frac{1}{4\pi\epsilon_0} = 1 \text{ in C.G.S}$$

or

$$E = \frac{1}{4\pi\epsilon_0} \cdot \frac{2p}{r^3}$$

For equatorial Position $\theta = 90^\circ$

$$E = \frac{1}{4\pi\epsilon_0} \cdot \frac{P}{r^3}$$

Direction :-

$$\tan \alpha = \frac{E_2}{E_1} = \frac{p \sin\theta / r^3}{2P \cos\theta / r^3}$$

$$\tan \alpha = \frac{1}{2} \tan \theta$$

Area vector

The area taken in perpendicular direction of given area is called area vector.

Electric flux

It is the measurement of number of electric force of line passes through the given area it is called electric flux.

It is equal to the scalar product of electric field intensity and area vector.

$$\phi_E = \vec{E} \cdot \vec{A} = \frac{N m^2}{C}$$

$$\phi_E = \vec{E} \cdot d\vec{A} = [ML^3T^{-3}A^{-1}]$$

$$\phi_E = \int \vec{E} \cdot d\vec{A}$$

$$\phi_E = \int E \cdot dA \cos\theta$$

If $\theta < 90^\circ$, ϕ_E is positive EFI comes out from given area.

If $\theta > 90^\circ$, ϕ_E is negative EFI enter in given area.

If $\theta = 90^\circ$, $\phi_E = 0$

Gauss Theorem

It states that the total electric flux passing through the given area is equal to the $1/\epsilon_0$ times of enclosed charge.

$$d\phi_E = \frac{1}{\epsilon_0} \sum q$$

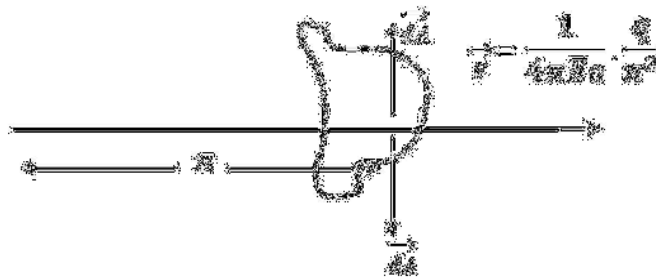
$$\int \vec{E} \cdot d\vec{A} = \frac{1}{\epsilon_0} \sum q$$

Deduction of Gauss theorem from coulomb law

Suppose a point charge q is placed at a point a there is a point P at a distance r from O at this point the electric field intensity due to charge q is given by,

$$E = \frac{1}{4\pi \epsilon_0} \frac{q}{r^3}$$

Let there is a small area dA and its perpendicular $d\vec{A}$. It means the direction of electric field intensity is same hence $[\theta = 0]$



$$\phi_E = \int \vec{E} \cdot d\vec{A}$$

$$\phi_E = \int E \cdot dA \cos\theta$$

$$\phi_E = \int E \cdot dA \quad \{\theta = 0^\circ\}$$

$$\Phi E = \int E dA \text{ \{Gaussion surface\}}$$

$$\Phi E = \frac{1}{4\pi\epsilon_0} \cdot \frac{q}{r^2} \cdot 4\pi r^2$$

$$\Phi E = \frac{q}{\epsilon_0}$$

Deduction of coulomb law from Gauss theorem

$$\Phi E = \frac{q}{\epsilon_0}$$

$$\int \vec{E} \cdot d\vec{A} = \frac{q}{\epsilon_0}$$

$$\theta = 0^\circ$$

$$E \int dA = \frac{q}{\epsilon_0}$$

$$E \cdot 4\pi r^2 = \frac{q}{\epsilon_0}$$

$$E = \frac{q}{\epsilon_0} \cdot \frac{1}{4\pi r^2}$$

$$E = \frac{E}{q_0}$$

$$F = Eq_0$$

$$F = q_0 \frac{1}{4\pi r^2} \cdot \frac{q}{\epsilon_0}$$

$$F = \frac{1}{4\pi\epsilon_0} \cdot \frac{q q_0}{r^2}$$

Electric field intensity due to line charge

Suppose a line charge 'l' and having a charge q and linear charge density λ there is a point P at a distance r from the line charge at which we have to determine the electric field intensity